## OTC Series – Air Cooled Remote Condenser

A Partial List of Process Cooling Markets: Aero. & Defense, Digital Printing, Food & Beverage, Mobile Imaging, Plastics Photonics, Research & Semi-Conductor.

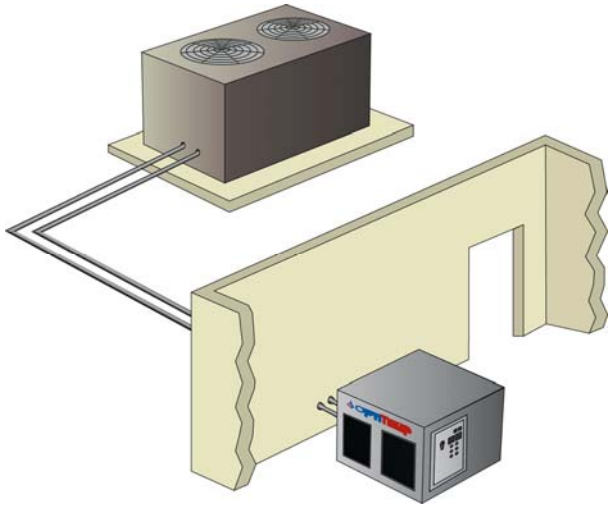

## Models OTC-1.0A to OTC-10A
## 1.0 to 10 Ton, 3 to 35 kW

### Features:

- 1.0 to 10 Tons (3 to 35 kW) of cooling capacity with a remote condenser
- Opti Temp patented *advanced refrigeration control circuitry* (ARC) standard
- Micro-processor based PID auto tuning controller with digital display
- Programmable high temp or high/low temp alarm
- Temp output in °C or °F
- Dual frequency compatible
- Operating temperature ranges up to 90 C
- Non-ferrous wetted construction standard
- Rugged powder coated steel cabinetry
- Stainless steel MNPT process connections
- Swivel casters standard
- Removable cover and side access panels
- NEMA 1 electrical enclosure standard
- S.S. brazed plate evaporator
- Power cord provided
- One year limited warranty

### Options:

***Controls / Interlocks***

- PLC controller
- RS232 and RS485 communication
- Ethernet ready controller
- Remote start/stop
- Audible alarm with silence
- Visual alarm beacon
- Remote control
- Fluid monitoring and control devices

***Electrical***

- 24V control systems
- Phase monitor
- Power cord extension
- CE compliance
- NRTL certifications

***Mechanical***

- Specialty wetted construction materials
- Multiple pump upgrades
- Anti-drain back prevention
- Particle filters
- UV filters
- Immersion heaters
- Remote temp sensing
- Fluid circuit insulation
- Manifolds
- Drain kits
- Extended warranty

***Other***

- Fluid conductivity control systems
- Automatic fluid pH control systems
- OPTISHIELD® corrosion inhibitors

### Contact Information:

**Opti Temp** Inc.
1500 International Dr.
Traverse City, MI 49686
P: 231-946-2931
F: 231-946-0128
E: information@optitemp.com

**Please contact our sales & applications department for a more complete list of available options.**

## Specifications[1]

| Description | | OTC-1.0A | OTC-1.5A | OTC-2.0A | OTC-3.0A | OTC-5.0A | OTC-7.5A | OTC-10A |
|---|---|---|---|---|---|---|---|---|
| Standard Flow Rating[2] | GPM at<br>PSI | 4<br>65 | 4<br>65 | 5 to 7<br>55 | 5 to 7<br>55 | 12<br>53 | 18 to 30<br>56 | 18 to 30<br>56 |
| Max Available Flow Range | GPM | 5 | 5 | 26 | 26 | 38 | 48 | 48 |
| Pump (Standard) | HP<br>Code | 0.33<br>P3 | 0.33<br>P3 | 1<br>C2 | 1.5<br>C3 | 1.5<br>C3 | 2<br>C4 | 2<br>C4 |
| Connection | MPT | 0.5 | 0.5 | 1 | 1 | 1 | 1.25 | 1.5 |
| Capacity[3] | KW | 3.0 | 5.8 | 7.3 | 10.6 | 17.6 | 25 | 35 |
| | BTU/hr | 9550 | 17000 | 20700 | 36100 | 54400 | 82000 | 120000 |
| | tons | 0.9 | 1.6 | 2.1 | 3.0 | 5.0 | 7.1 | 10 |
| Compressor | HP | 1 | 1.5 | 2 | 3.5 | 5 | 7.5 | 12 |
| | Type | H | H | H | S | H | S | S |
| Full Load Amps[4] | 115/1/60 | NA | NA | NA | NA | NA | NA | NA |
| | 100/1/50 | NA | NA | NA | NA | NA | NA | NA |
| | 230/1/60 | 15 | 22 | 29 | 46 | 48 | NA | NA |
| | 230/1/50 | 14 | 20 | 26 | 42 | 44 | NA | NA |
| | 230/3/60 | 12 | 16 | 17 | 31 | 36 | 57 | 60 |
| | 460/3/60 | 6 | 8 | 10 | 15 | 14 | 23 | 35 |
| Dimensions[5] | Height | 27.5” | 27.5” | 26.5” | 26.5” | 34.5” | 45” | 45” |
| | Width | 28” | 28” | 36” | 36” | 31” | 34.5” | 34.5” |
| | Depth | 25” | 25” | 36” | 36” | 46” | 46” | 46” |
| Weight | lbs. | 205 | 215 | 350 | 455 | 505 | 690 | 715 |
| Internal Reservoir | Gallon | 2.5 | 2.5 | 2.5 | 2.5 | 2.5 | 9 | 9 |
| Temp Stability[6] | °F | ± 0.2 | ± 0.2 | ± 0.2 | ± 0.2 | ± 0.5 | ± 0.5 | ± 0.5 |
| Refrigerant | Type | R134A | R134A | R134A | R134A | R407C | R407C | R407C |
| **Remote Condenser** | | | | | | | | |
| Dimensions | Height | 22 | 22 | 22 | 22 | 40.5 | 40.5 | 40.5 |
| | Width | 37.5 | 37.5 | 37.5 | 37.5 | 43 | 43 | 43 |
| | Depth | 22 | 22 | 22 | 22 | 40 | 50 | 70 |
| Fan(s) | Quantity | 1 | 1 | 1 | 1 | 1 | 1 | 2 |
| | HP | ¼ | ¼ | ¼ | ¼ | 1/3 | ½ | 1/3 |
| | CFM | 2400 | 2400 | 2400 | 2400 | 5050 | 6450 | 6450 |
| Full Load Amps | 115/1/60 | NA | NA | NA | NA | NA | NA | NA |
| | 100/1/50 | NA | NA | NA | NA | NA | NA | NA |
| | 230/1/60 | 2 | 2 | 2 | 2 | 3.4 | 3.9 | 6.8 |
| | 230/1/50 | NA | NA | NA | NA | NA | NA | NA |
| | 230/3/60 | NA | NA | NA | NA | 2.6 | 2.6 | 5.2 |
| | 460/3/60 | NA | NA | NA | NA | 1.3 | 1.3 | 2.6 |
| Weight | lbs. | 96 | 96 | 96 | 96 | 180 | 260 | 450 |

(1) As a result of continuous improvement efforts, specifications are subject to change without notice or liability. (2) Pump pressures at pump discharge. (3) Capacity based on 55 °F LWT and 95 °F ambient air temperature. Capacities may be ± 5% as reserved by compressor manufacturer. (4) Full load amps for models with standard pumps. Consult applications engineering for models with optional pumps. Full load amps must be used for sizing disconnects and supply wiring. Contact factory for 50 Hz applications engineering. (5) Dimensions are approximate and include castors but do not include filters. (6) Cooling stability only. Optional heating stability: ± 2.0°F.

## Pump Curves:

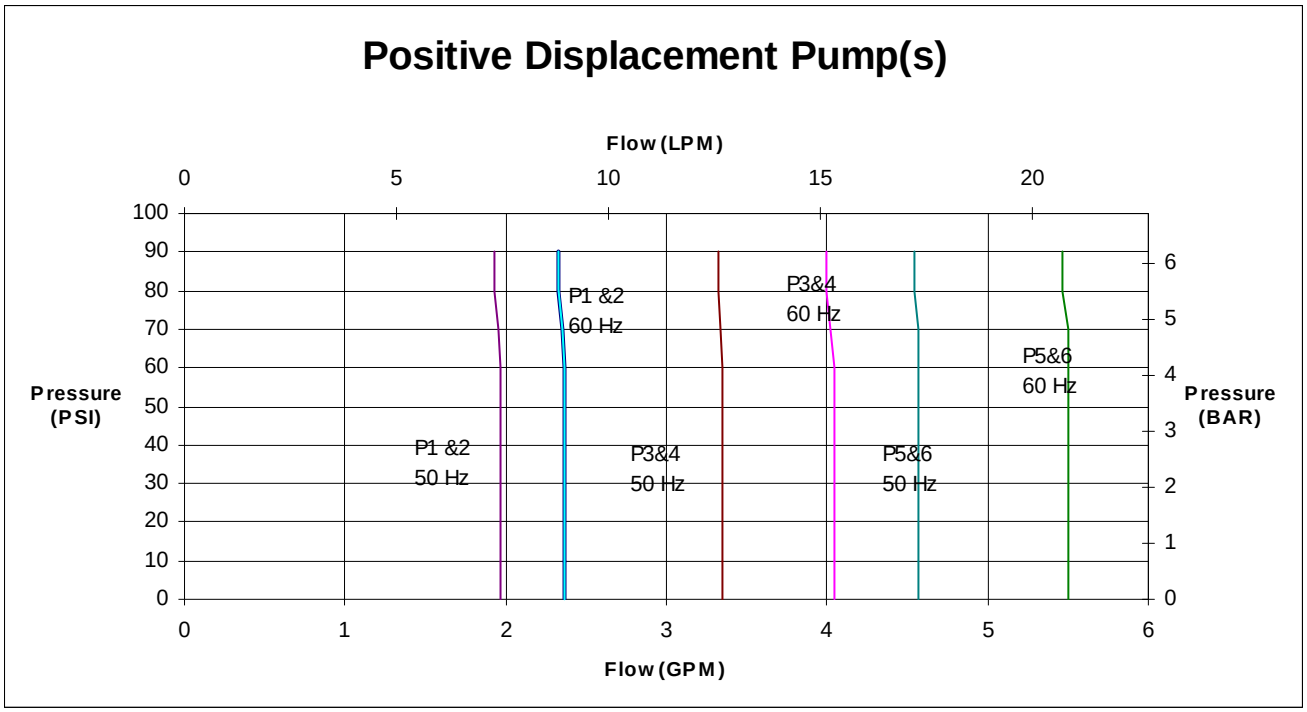


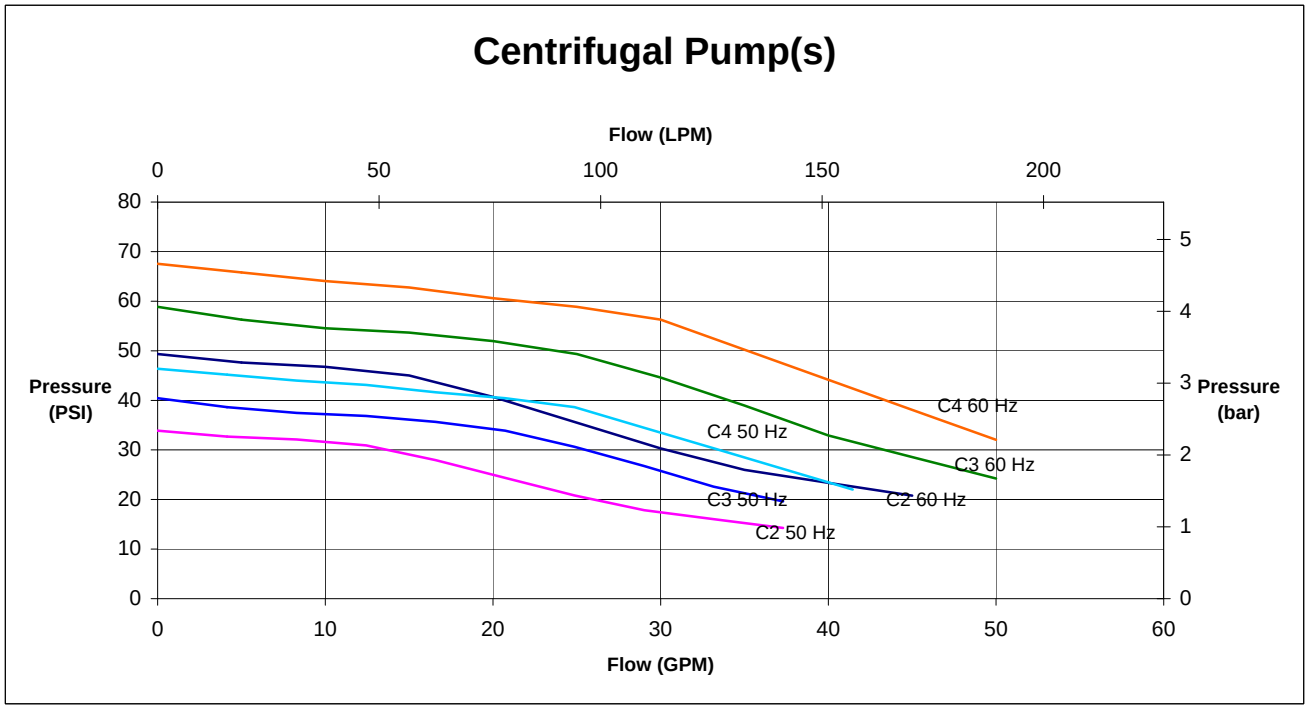


Standard pumps shown, other optional pumps available